

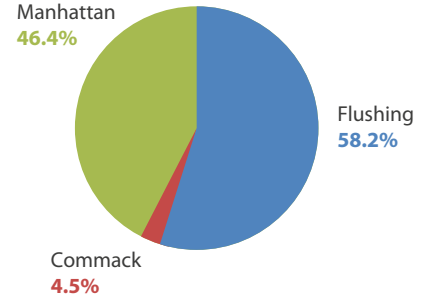


# 2017 Relationship Violence & Sexual Assault Climate Survey

## Academic Year July 2016 - June 2017

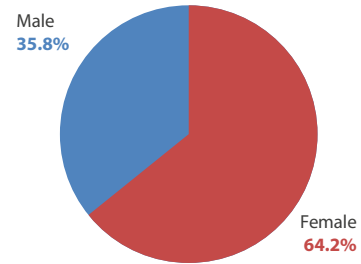
1. Please select your campus (select all that apply)

Answer Options	Response Percent	Response Count
Flushing	58.2%	64
Commack	4.5%	5
Manhattan	46.4%	51
<b>answered question</b>		<b>110</b>
<b>skipped question</b>		<b>0</b>



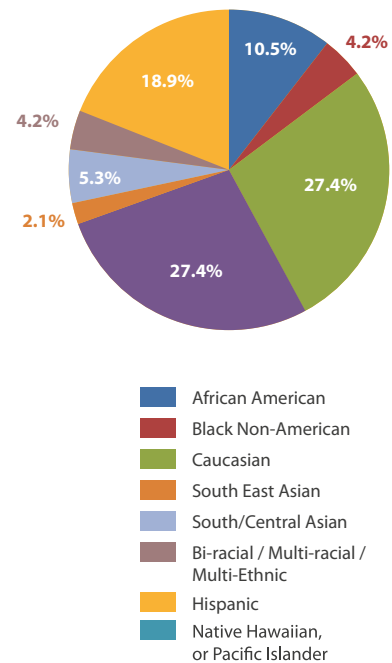
2. What is your current gender identity?

Answer Options	Response Percent	Response Count
Female	64.2%	61
Male	35.8%	34
Transgender Female	0.0%	0
Transgender Male	0.0%	0
Genderqueer / Gender-nonconfor	0.0%	0
<b>answered question</b>		<b>95</b>
<b>skipped question</b>		<b>15</b>



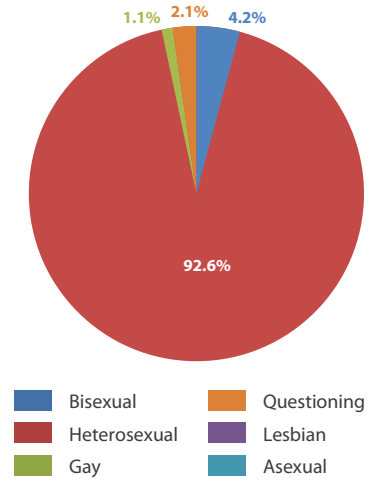
3. Please indicate the race or ethnicity you identify yourself as:

Answer Options	Response Percent	Response Count
African American	10.5%	10
Black Non-American (African, West Indian, etc.)	4.2%	4
Caucasian (White / of European ancestry)	27.4%	26
East Asian (Chinese, Japanese, Korean, Mongolian, Okinawan, Taiwanese)	27.4%	26
Native Hawaiian, or Pacific Islander	0.0%	0
South East Asian (Malaysian, Cambodian, Laotian, Vietnamese, etc.)	2.1%	2
South/Central Asian (Indian, Pakistani, Afghan, Nepalese, Sri Lankan, Tibetan, etc.)	5.3%	5
Bi-racial / Multi-racial / Multi-ethnic	4.2%	4
Hispanic (Any race)	18.9%	18
<b>answered question</b>		<b>95</b>
<b>skipped question</b>		<b>15</b>



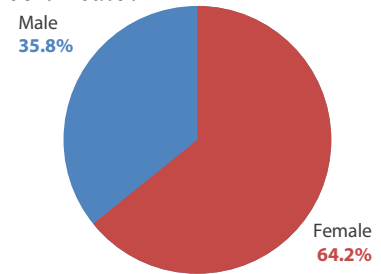
4. Which term best describes your sexual orientation?

Answer Options	Response Percent	Response Count
Bisexual	4.2%	4
Heterosexual (straight)	92.6%	88
Gay	1.1%	1
Lesbian	0.0%	0
Asexual: not sexually attracted to either males or females	0.0%	0
Questioning	2.1%	2
Other (please specify)		3
<b>answered question</b>		<b>95</b>
<b>skipped question</b>		<b>15</b>



5. What sex were you assigned at birth, meaning on your original birth certificate?

Answer Options	Response Percent	Response Count
Female	64.2%	61
Male	35.8%	34
<b>answered question</b>		<b>95</b>
<b>skipped question</b>		<b>15</b>

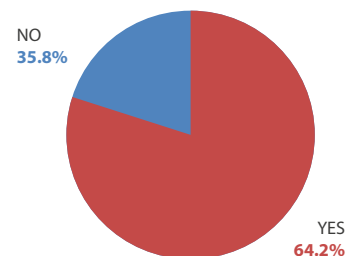


6. Please indicate your level of agreement to the following statements:

Answer Options	Strongly Agree	Agree	Disagree	Strongly Disagree	Response Count
College officials (administrators, public safety officers) should do more to protect students from harm.	33%	60%	5%	1%	75
If a crisis happened on campus, my college would handle it well.	32%	63%	5%	0%	75
The college responds too slowly in difficult situations	4%	21%	59%	13%	73
College officials handle incidents in a fair and responsible manner	31%	61%	3%	3%	73
My college does enough to protect the safety of students	29%	53%	13%	1%	73
There is a good support system on campus for students going through difficult times.	20%	57%	21%	0%	74
<b>answered question</b>					<b>75</b>
<b>skipped question</b>					<b>35</b>

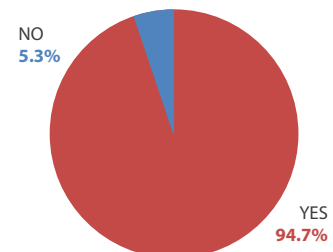
7. Have you received training in prevention of sexual assault?

Answer Options	Response Percent	Response Count
YES	80.0%	60
NO	20.0%	15
<b>answered question</b>		<b>75</b>
<b>skipped question</b>		<b>35</b>



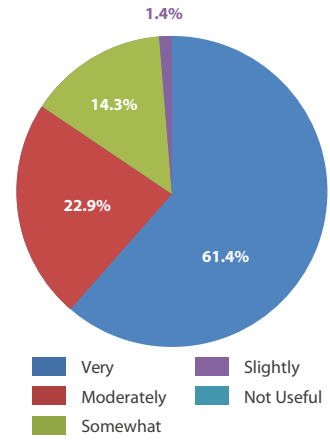
8. Have you been educated about Sexual Harassment, Sexual Assault, Stalking, Domestic Violence, and Dating Violence?

Answer Options	Response Percent	Response Count
Yes	94.7%	71
No	5.3%	4
<b>answered question</b>		<b>75</b>
<b>skipped question</b>		<b>35</b>



9. If yes, how useful did you think the training was?

Answer Options	Response Percent	Response Count
Very	61.4%	43
Moderately	22.9%	16
Somewhat	14.3%	10
Slightly	1.4%	1
Not Useful	0.0%	0
<b>answered question</b>		<b>70</b>
<b>skipped question</b>		<b>40</b>



10. Please indicate your level of agreement to the following statements:

Answer Options	Strongly Agree	Agree	Neither agree / disagree	Disagree	Strongly Disagree	Don't know	Response Count
If a friend or I were sexually assaulted, I know where to get help	43%	47%	11%	0%	0%	0%	75
I understand LIBI's formal procedures to address complaints of sexual assault.	35%	48%	15%	3%	0%	0%	75
I have confidence that LIBI administers the formal procedures to address complaints of sexual assault fairly	37%	47%	13%	3%	0%	0%	75
I understand LIBI's formal procedures to address complaints of Sexual Harassment, Stalking, Domestic Violence and Dating Violence	35%	44%	19%	1%	1%	0%	75
<b>answered question</b>							<b>75</b>
<b>skipped question</b>							<b>35</b>

11. How many times has a casual, steady, or serious dating or intimate partner done the following to you DURING THIS SCHOOL YEAR (since the start of fall 2016 semester)?

Answer Options	0	1	2	3	4	5	6	7	8	9	10+	Response Count
1. Scratched me?	73	0	0	0	0	0	0	0	0	0	0	73
2. Slapped me?	73	0	0	0	0	0	0	0	0	0	0	73
3. Physically twisted my arm?	73	1	0	0	0	0	0	0	0	0	0	73
4. Slammed me or held me against a wall?	73	0	0	0	0	0	0	0	0	0	0	73
5. Kicked me?	73	0	0	0	0	0	0	0	0	0	0	73
6. Bent my fingers?	73	0	0	0	0	0	0	0	0	0	0	73
7. Bit me?	71	0	0	0	0	0	0	0	0	0	0	71
8. Tried to choke me?	73	0	0	0	0	0	0	0	0	0	0	73
9. Pushed, grabbed, shoved me?	73	0	0	0	0	0	0	0	0	0	0	73
10. Dumped me out of a car?	72	0	0	0	0	0	0	0	0	0	0	72
11. Threw something at me that hit me?	73	0	0	0	0	0	0	0	0	0	0	73
12. Burned me?	73	0	0	0	0	0	0	0	0	0	0	73
13. Hit me with a first?	73	0	0	0	0	0	0	0	0	0	0	73
14. Hit 3e with something hard besides a first?	73	0	0	0	0	0	0	0	0	0	0	73
15. Beat me up?	73	0	0	0	0	0	0	0	0	0	0	73
16. Assaulted me with a knife or gun?	72	0	0	0	0	0	0	0	0	0	0	72
17. Followed me to Work, School, or Home against my will	73	0	0	0	0	0	0	0	0	0	0	73
18. Threatened me	71	1	0	0	0	0	0	0	0	0	0	72
Other (please specify)												1
<b>answered question</b>												<b>73</b>
<b>skipped question</b>												<b>37</b>

12. If you were a victim of Sexual Assault, Stalking, or Dating and Domestic Violence off campus, how comfortable would you feel reporting it to the proper College authorities?

Answer Options	Average Number	Total Number	Responses	Response Count
	6.10666667	458	100.00%	75
<b>answered question</b>				<b>75</b>
<b>skipped question</b>				<b>35</b>

13. Please read each of the following behaviors. Indicate in the columns how confident you feel adopting any of them.

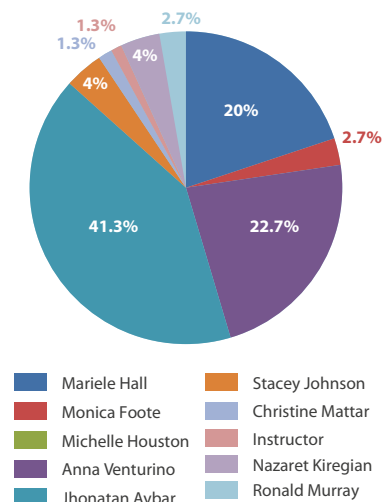
Answer Options	can't do	quite uncertain	moderately certain	certain	Response Count
Talk to a friend who I suspect is in a sexually abusive relationship	2	12	30	28	72
Express my discomfort if someone makes a joke about a woman's body	2	8	18	43	71
Get help and resources for a friend who tells me they have been raped	0	5	14	52	71
Confront other students who make inappropriate or negative sexual comments and gestures	1	8	19	43	71
Report other students who continue to engage in sexual harassing or unwanted sexual behaviors after having been previously confronted.	2	4	16	49	71
Be interviewed as or serve as a witness in a sexual assault case if they knew relevant information	1	8	19	40	68
<b>answered question</b>					<b>72</b>
<b>skipped question</b>					<b>38</b>

14. Please indicate how likely you are to engage in each of the followings behaviors using this scale:

Answer Options	Not likely	Neutral	Likely	Extremely likely	Response Count
Allow personal loyalties to affect reporting of sexual assault.	43	18	11	3	75
Ask for verbal consent when I am intimate with my partner, even if we are in a long-term relationship.	10	22	19	23	74
Stop having sex with a partner if they say to stop, even if it started consensually.	1	7	11	55	74
Confront other students who make inappropriate or negative sexual comments and gestures.	2	9	20	42	73
<b>answered question</b>					<b>75</b>
<b>skipped question</b>					<b>35</b>

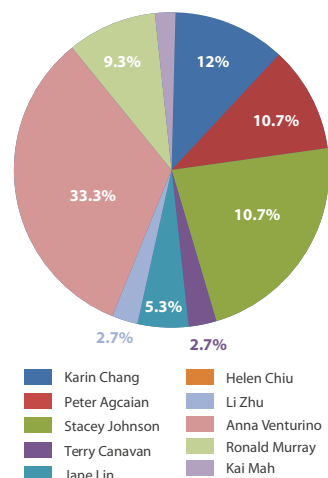
15. Who is the Title IX Coordinator at your campus?

Answer Options	Response Percent	Response Count
Mariele Hall	20.0%	15
Monica Foote	2.7%	2
Michelle Houston	0.0%	0
Anna Venturino	22.7%	17
Jhonatan Aybar	41.3%	31
Stacey Johnson	4.0%	3
Christine Mattar	1.3%	1
Instructor	1.3%	1
Academic Advisor	0.0%	0
Nazaret Kiregian	4.0%	3
Ronald Murray	2.7%	2
<b>answered question</b>		<b>75</b>
<b>skipped question</b>		<b>35</b>



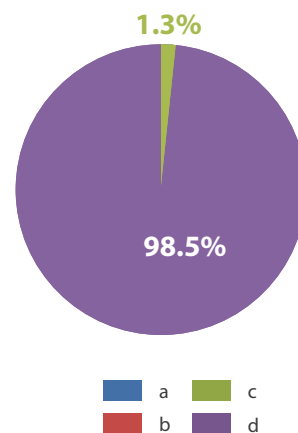
16. Who is the confidential advocate at my campus for Domestic Violence, Dating Violence, Stalking or Sexual Assault victims?

Answer Options	Response Percent	Response Count
Karin Chang	12.0%	9
Peter Agcaian	10.7%	8
Stacey Johnson	22.7%	17
Terry Canavan	2.7%	2
Jane Lin	5.3%	4
Helen Chiu	0.0%	0
Li Zhu	2.7%	2
Anna Venturino	33.3%	25
Ronald Murray	9.3%	7
Kai Mah	1.3%	1
<b>answered question</b>		<b>75</b>
<b>skipped question</b>		<b>35</b>



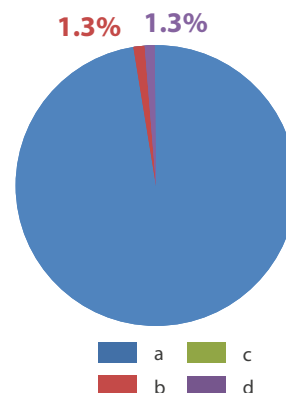
17. What constitutes sexual harassment?

Answer Options	Response Percent	Response Count
a. "Hey, babe, (whistle), you are hot today!" Employee X says to Employee Y.	0.0%	0
b. Supervisor puts his/her hand on the waist of subordinate and says, "Hey, let's have a drink after work."	0.0%	0
c. "I know you want to pass the class, but you have to help me here. How about we go watch a movie together this Saturday and we will see." Professor X speaks to a student.	1.3%	1
d. All of the above.	98.7%	75
<b>answered question</b>		<b>75</b>
<b>skipped question</b>		<b>35</b>



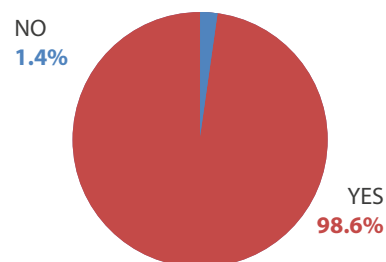
18. An act of sexual harassment may be committed by:

Answer Options	Response Percent	Response Count
a. Students, Teachers, Employees, and Third Parties (vendors and overhearing inappropriate comments).	97.3%	73
b. Students and Teachers.	1.3%	1
c. Employees and Third Parties.	0.0%	0
d. Teachers, Employees, and Third Parties.	1.3%	1
<b>answered question</b>		<b>75</b>
<b>skipped question</b>		<b>35</b>



19. Has anyone had sexual contact with you by using physical force or threatening to physically harm you?

Answer Options	Response Percent	Response Count
YES	1.4%	1
NO	98.6%	73
<b>answered question</b>		<b>74</b>
<b>skipped question</b>		<b>36</b>

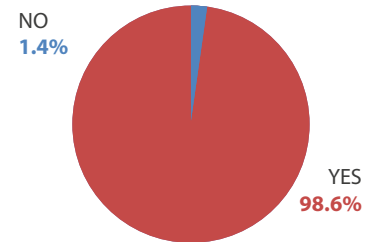


20. Has anyone attempted but not succeeded in having sexual contact with you by using or threatening to use physical force against you?

Answer Options	Response Percent	Response Count
YES	0.0%	0
NO	100.0%	74
<b>answered question</b>		<b>74</b>
<b>skipped question</b>		<b>36</b>

21. Has someone had sexual contact with you when you were unable to provide consent or stop what was happening because you were passed out, drugged, drunk, incapacitated, or asleep? This question asks about incidents that you are certain that happened.

Answer Options	Response Percent	Response Count
YES	1.4%	1
NO	98.6%	73
<b>answered question</b>		<b>74</b>
<b>skipped question</b>		<b>36</b>



22. Have you suspected that someone has had sexual contact with you when you were unable to provide consent or stop what was happening because you were passed out, drugged, drunk, incapacitated, or asleep? This question asks about events that you think (but are not certain) that happened.

Answer Options	Response Percent	Response Count
YES	0.0%	0
NO	100.0%	74
<b>answered question</b>		<b>74</b>
<b>skipped question</b>		<b>36</b>

23. When the person had sexual contact with you by using or threatening you with physical force, which of the following happened? Please check all that apply.

Answer Options	Response Percent	Response Count
a. Forced touching of a sexual nature	0.0%	0
b. Oral Sex	0.0%	0
c. Sexual intercourse	0.0%	0
d. Anal Sex	0.0%	0
e. Sexual penetration with a finger or object	0.0%	0
<b>answered question</b>		<b>0</b>
<b>skipped question</b>		<b>110</b>

24. When the person had sexual contact with you, when you were unable to provide consent or stop what was happening, because you were passed out, drugged, drunk, incapacitated, or asleep, which of the following happened? Please check all that apply.

Answer Options	Response Percent	Response Count
a. Forced touching of a sexual nature	0.0%	0
b. Oral Sex	0.0%	0
c. Sexual intercourse	0.0%	0
d. Anal Sex	0.0%	0
e. Sexual penetration with a finger or object	0.0%	0
f. Don't Know	0.0%	0
<b>answered question</b>		<b>0</b>
<b>skipped question</b>		<b>110</b>

25. Just prior to the (incident / series of incidents), had you been drinking alcohol? (Please keep in mind that you are not responsible for the assault that occurred, even if you had been drinking.)

Answer Options	Response Percent	Response Count
YES	0.0%	0
NO	0.0%	0
<b>answered question</b>		<b>0</b>
<b>skipped question</b>		<b>110</b>

26. Just prior to the (incident / series of incidents), had you voluntarily been taking or using any drugs other than alcohol?

Answer Options	Response Percent	Response Count
YES	0.0%	0
NO	0.0%	0
<b>answered question</b>		<b>0</b>
<b>skipped question</b>		<b>110</b>

27. Just prior to the (incident / series of incidents), had you been given a drug without your knowledge or consent?

Answer Options	Response Percent	Response Count
YES	0.0%	0
NO	0.0%	0
Don't Know	0.0%	0
<b>answered question</b>		<b>0</b>
<b>skipped question</b>		<b>110</b>

28. Who did the UNWANTED BEHAVIOR involve? (Check only one)

Answer Options	Response Percent	Response Count
a. Stranger	0.0%	0
b. Family member	1.5%	1
c. Acquaintance	0.0%	0
d. Coworker	0.0%	0
e. Employer / supervisor	0.0%	0
f. College professor / instructor	0.0%	0
g. College staff	0.0%	0
h. Non-romantic friend	0.0%	0
i. Casual or first date	0.0%	0
j. Current romantic partner	0.0%	0
k. Ex-romantic partner	0.0%	0
l. I did not experience this	98.5%	67
<b>answered question</b>		<b>68</b>
<b>skipped question</b>		<b>42</b>

29. Was this person a student at LIBI?

Answer Options	Response Percent	Response Count
a. Yes	0.0%	0
b. No	2.9%	2
c. I don't know	0.0%	0
d. I did not experience this	97.1%	66
<b>answered question</b>		<b>68</b>
<b>skipped question</b>		<b>42</b>

30. Was this person affiliated with LIBI, as an employee, staff, or faculty member?

Answer Options	Response Percent	Response Count
a. Yes	0.0%	0
b. No	1.5%	1
c. I don't know	0.0%	0
d. I did not experience this	98.5%	67
<b>answered question</b>		<b>68</b>
<b>skipped question</b>		<b>42</b>

31. What was the gender of the individual who did this to you?

Answer Options	Response Percent	Response Count
a. Man	1.4%	1
b. Woman	0.0%	0
c. I did not experience this	98.6%	68
<b>answered question</b>		<b>69</b>
<b>skipped question</b>		<b>41</b>

32. Did this incident involve: (Check all that apply)

Answer Options	Response Percent	Response Count
a. The other person's use of alcohol	0.0%	0
b. Your use of alcohol	0.0%	0
c. The other person's use of drugs	0.0%	0
d. Your use of drugs	0.0%	0
e. None of the above	1.4%	1
f. I did not experience this	98.6%	68
<b>answered question</b>		<b>69</b>
<b>skipped question</b>		<b>41</b>

33. How frightened were you by the incident?

Answer Options	Response Percent	Response Count
a. Extremely frightened	0.0%	0
b. Somewhat frightened	1.4%	1
c. Only a little frightened	0.0%	0
d. Not at all frightened	0.0%	0
e. I did not experience this	98.6%	68
<b>answered question</b>		<b>69</b>
<b>skipped question</b>		<b>41</b>

34. Where did the incident occur? (Answer all that apply)

Answer Options	Response Percent	Response Count
a. Off-campus (please specify location)	50.0%	4
b. On-campus (please specify location)	50.0%	4
c. Other Location (please specify)	100.0%	8
<b>answered question</b>		<b>8</b>
<b>skipped question</b>		<b>102</b>



35. Who did you tell about the incident? (Check all that apply)

Answer Options	Response Percent	Response Count
a. No one	0.0%	0
b. Close friend other than roommate	0.0%	0
c. Parent or guardian	3.0%	2
d. Other family member	0.0%	0
e. Counselor	0.0%	0
f. Faculty or staff	0.0%	0
g. Police	0.0%	0
h. Romantic partner (other than the one who did this to)	0.0%	0
i. Campus sexual assault advocate	0.0%	0
j. I did not experience this	97.0%	65
<b>answered question</b>		<b>67</b>
<b>skipped question</b>		<b>43</b>

36. Did you use the formal procedures to report the incident(s)?

Answer Options	Response Percent	Response Count
YES	0.0%	0
NO	100.0%	34
<b>answered question</b>		<b>34</b>
<b>skipped question</b>		<b>76</b>

37. If yes, did the college formal procedures help you deal with the problem?

Answer Options	Response Percent	Response Count
a. Didn't help me at all	33.3%	3
b. Helped me a little	0.0%	0
c. Helped, but could have helped more	11.1%	1
d. Helped me a lot	0.0%	0
e. Completeley solved the problem	55.6%	5
<b>answered question</b>		<b>9</b>
<b>skipped question</b>		<b>101</b>

38. If you did not tell anyone, Why?

Answer Options	Response Percent	Response Count
a. Ashamed / embarrassed	0.0%	0
b. Is a private matter - wanted to deal with it on own	0.0%	0
c. Concerned others would find out	0.0%	0
d. Didn't want the person who did it to get in trouble	0.0%	0
e. Fear of retribution from the person who did it	0.0%	0
f. Fear of not being believed	0.0%	0
g. I thought I would be blamed for what happened	0.0%	0
h. Didn't think what happened was serious enough to talk about	0.0%	0
i. Didn't think others would think it was serious	0.0%	0
j. Thought people would try to tell me what to do	0.0%	0
k. Would feel like an admission of failure	0.0%	0
l. Didn't think others would think it was important	0.0%	0
m. Didn't think other would understand	0.0%	0
n. Didn't have time to deal with it due to academics, work, etc.	0.0%	0

o. Didn't know reporting procedure on campus	0.0%	0
p. Feared I or another would be punished for infractions or violations (such as underage drinking)	0.0%	0
q. I feared others would harass me or react negatively towards me	0.0%	0
r. I thought nothing would be done	0.0%	0
s. Didn't want others to worry about me	0.0%	0
t. Wanted to forget it happened	0.0%	0
u. Didn't think the school would do anything about my report	0.0%	0
v. I did not experience this / I did tell someone	100.0%	55
<b>answered question</b>		<b>55</b>
<b>skipped question</b>		<b>55</b>